

Aligning Training Pathways for the Unemployed: Educational Pathways to Success for Missouri's Dislocated Workers

Which industries and regions in Missouri have been most affected by the recession? Which occupational pathways are in demand in Missouri? What training programs need to be targeted by workforce, education, and economic development stakeholders to meet future demand?

Researchers at the Missouri Department of Economic Development - Missouri Economic Research and Information Center (MERIC) conducted analysis to determine regional trends in recent layoffs. Additional analysis of "middle skill" in-demand occupations was conducted to determine demand for jobs and related training programs to meet the demand of growing industry sectors in the state.

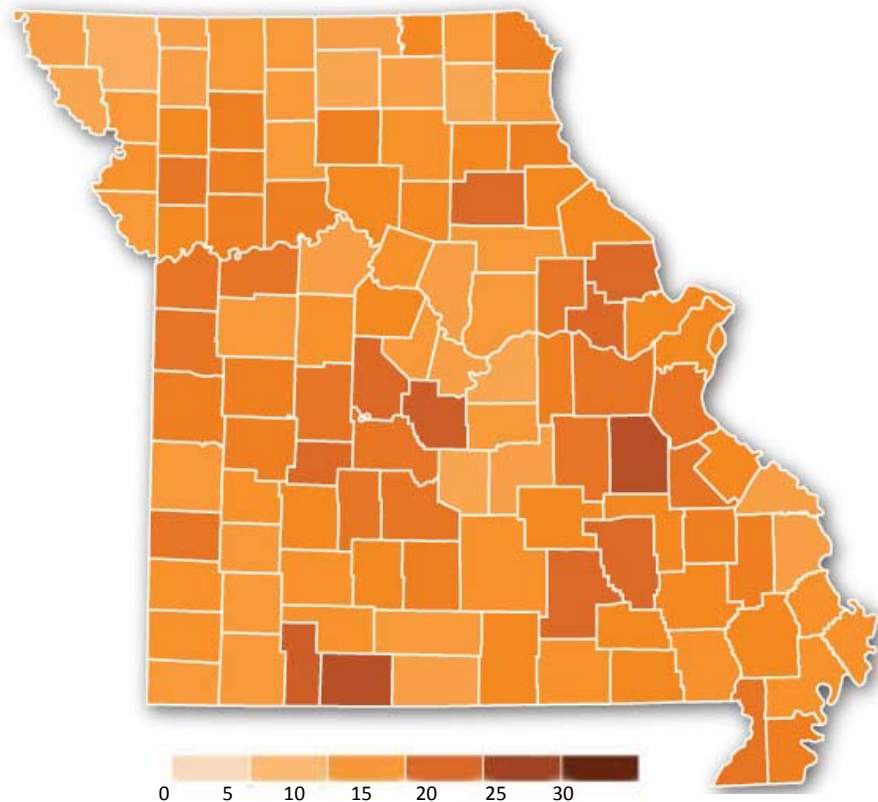
Since December of 2007 Missouri has mirrored national trends in job losses in many industry sectors. The impact of the recession has been hardest on Missouri's low to middle skilled workers, many of which are quickly reaching the traditional age of retirement. The need to retrain and re-skill Missouri's adult dislocated workers to both (1) get Missourians back to work and (2) to meet the need of Missouri's in-demand industries will require coordination of both education and workforce stakeholders.

At a sub-state level, the effects of the recession have impacted Missouri regions differently. Counties and regions that saw the largest gains in home prices earlier in the millennium have been harder hit in terms of foreclosures but are also those that stand to recover quickly due to their strong hospitality and tourism industries.

Most Missouri regions have been most affected by incremental layoffs and the resulting higher unemployment rates over the past 2 years, the recovery from which will require wholesale re-skilling of impacted adult workers.

AP Economic Stress Index – March 2010

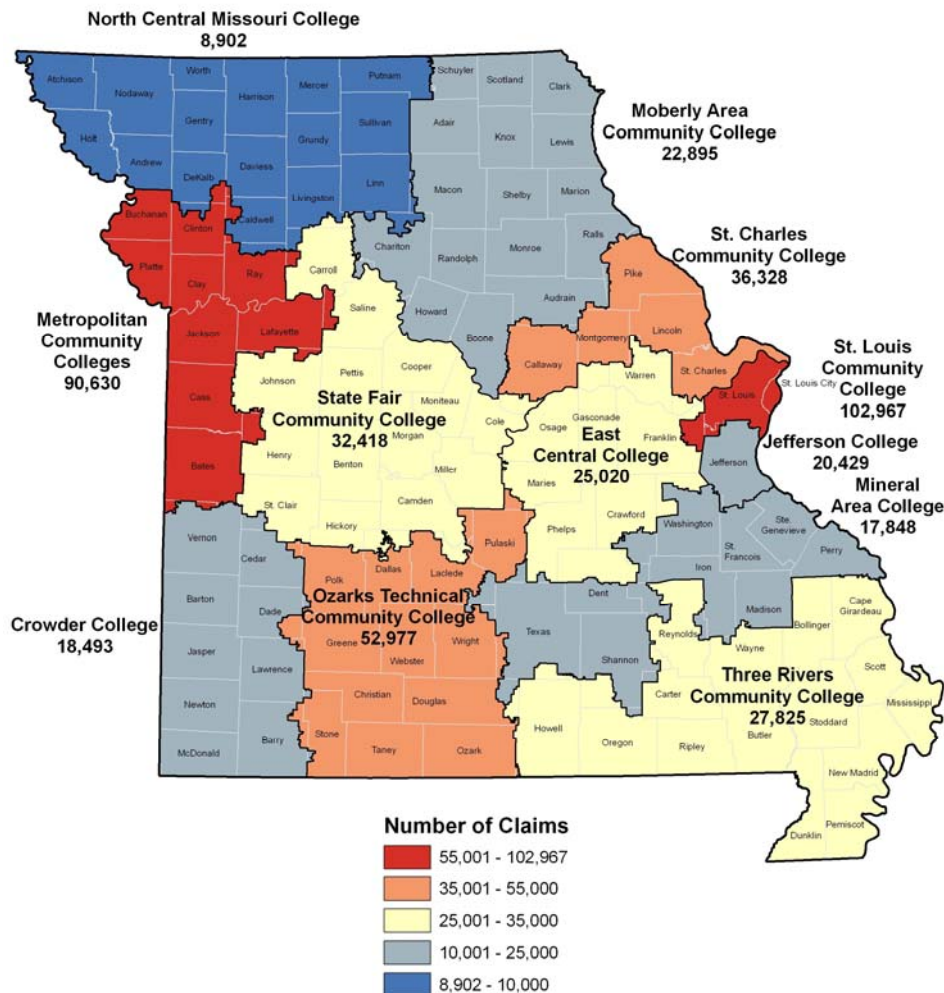
The combined impact of foreclosures, unemployment, and bankruptcy



Aligning Training Pathways for the Unemployed: Educational Pathways to Success for Missouri's Dislocated Workers

The number of job losses can be analyzed by looking at the number of individuals that apply for first time unemployment insurance (UI) benefits after losing a job. By comparing the total number of UI claimants by Missouri Community College district, training providers can get an accurate estimate of training demand by adult dislocated workers. Analysis of annual 2009 UI claimant data shows that the highest number of unemployment claims in 2009 was in the St. Louis (102,967) and Metropolitan (90,630) Community College districts. Unemployment claims as a share of total population by Community College district was the highest in East Central College (10.0%), Mineral Area College (9.9%), and Jefferson College (9.3%) districts.¹

2009 Unemployment Insurance Claims by MCCA Region



¹ These shares are not directly comparable to unemployment statistics as these do not take into account unemployed individuals with continuous UI claims.

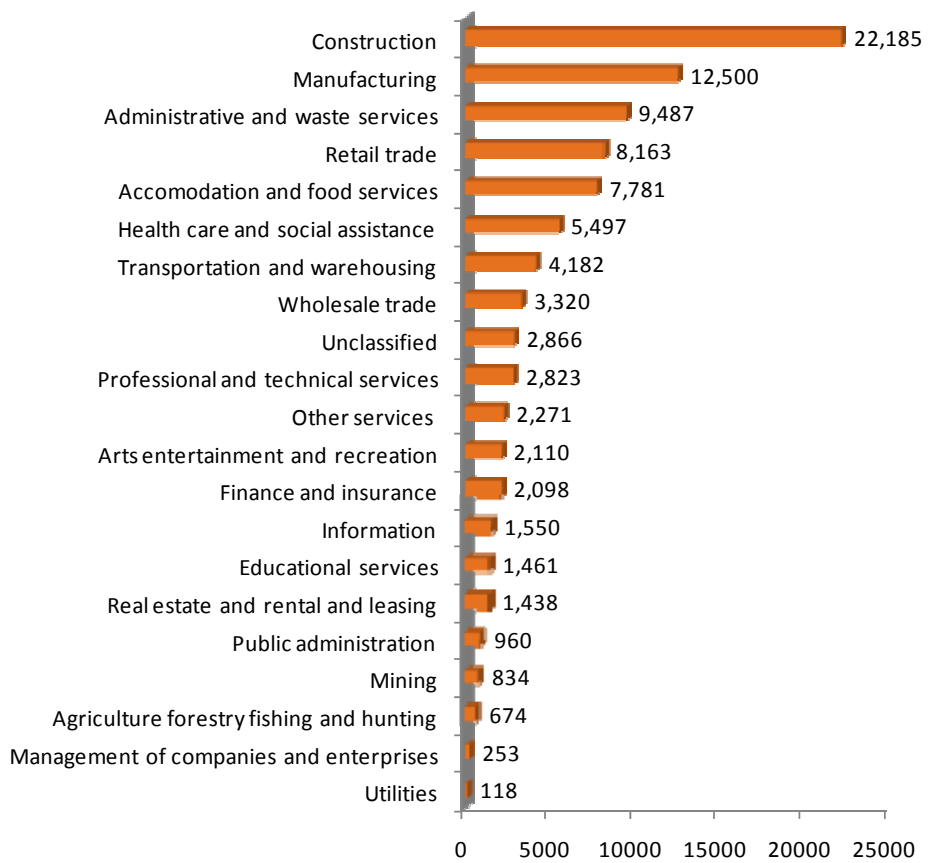
Aligning Training Pathways for the Unemployed: Educational Pathways to Success for Missouri's Dislocated Workers

The types of industries that saw the most job losses in 2009 in terms of job separations (number of jobs lost due to a permanent layoff event) as a share of total jobs lost include: Construction (22%), Manufacturing (13%), and Administrative Services (10%).

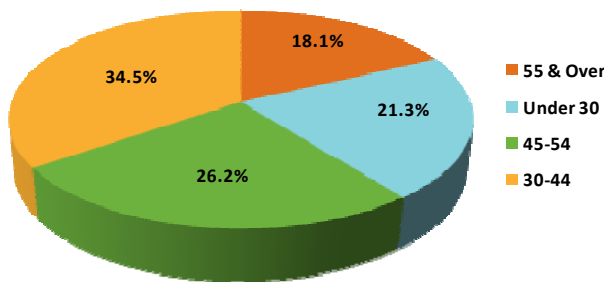
The age distribution of Missouri adult dislocated workers impacted by layoffs in 2009 shows that middle aged workers between the ages of 30 and 54 have lost the most jobs.²

The educational attainment distribution for adult dislocated workers in Missouri reveals how the recession has adversely affected lower skill and middle skill workers. This population would benefit from shorter term training and certification programs for career pathways in in-demand industries.

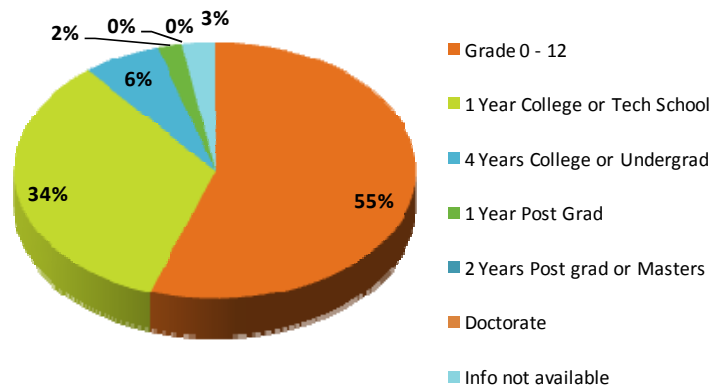
Missouri UI Continued Claims by Industry



Missouri UI Claimants by Age



Missouri UI Claimants by Educational Attainment



² Both age and educational attainment for UI claimants is derived from UI claimant data for the week end January 9th, 2010.

Aligning Training Pathways for the Unemployed: Educational Pathways to Success for Missouri's Dislocated Workers

Analysis of in-demand occupations by using 2008-2018 regional long-term occupational projections data can assist education/training providers to align curriculum and course offerings to meet the demand of growing industry sectors in the state. Occupational titles were filtered to include "middle skill" occupations which require some education beyond high school but less than a bachelor's degree. Statewide, "middle skill" occupations make up 44% of the total employment of Missouri's labor force. Regional occupational clusters were also identified as jobs having high numbers of openings over the long-term.

Many of the in-demand occupations and occupational clusters are consistent across the different regions of Missouri, providing ample support for statewide efforts to coordinate middle skill educational offerings for adult dislocated workers.

Common in-demand occupational clusters across Missouri regions include: Healthcare, Construction, Information Technology, Business Services, Energy, and Industrial Technology/Engineering. Full lists of in-demand occupations and occupational clusters are listed on the following pages for each Missouri workforce region.³

In 2008, there were an estimated 203,200 students enrolled in Missouri's public universities and degree granting institutions. Over 45.5% of those students were enrolled in certificate and associate degree institutions. The number of enrollees increased by almost 5,700 students, or 6.6%, from 2005 until 2008. This shows that there is an increasing demand for education and training within Missouri that would be needed for many middle-skill occupations.⁴

Missouri's employment market will continue to demand a steady supply of middle-skill workers with the upcoming retirements of the baby-boomer population. Both education and workforce stakeholders will need to collaborate to align training programs and course curriculum to bolster these middle-skill occupations for the new economy.

³ Missouri industry and occupational projections are estimated for 10 Workforce Investment Regions on a 2 year basis. The most current employment projections are for the 2008-2018 time period.

⁴ Missouri Department of Higher Education. (2009). *Total Headcount Enrollment at Public Institutions, Fall 1981, Fall 2003 - Fall 2007* (Table 49).

In-Demand Occupational Pathways - 2018 - Central Region

Career Grade	SOC	Occupation	Total Openings	% Change	Average Wage	Education/Training
Healthcare						
A+	29-1111	Registered Nurses	2,746	21.7%	\$56,667	Associate degree
A-	29-2061	Licensed Practical & Licensed Vocational Nurses	936	14.9%	\$34,178	Postsecondary vocational award
A-	29-2034	Radiologic Technologists & Technicians	177	15.4%	\$47,955	Associate degree
A-	29-1126	Respiratory Therapists	146	28.3%	\$46,832	Associate degree
A-	29-2021	Dental Hygienists	65	11.2%	\$62,997	Associate degree
B+	31-2021	Physical Therapist Assistants	51	20.3%	\$43,617	Associate degree
B+	49-9062	Medical Equipment Repairers	44	28.6%	\$42,874	Associate degree
Information Technology						
B+	15-1041	Computer Support Specialists	357	7.37%	\$43,139	Associate degree
B+	15-1099	Computer Specialists, All Other	124	5.15%	\$74,506	Associate degree
Construction						
A-	47-2031	Carpenters	624	7.37%	\$45,746	Long-term on-the-job training
A-	47-2061	Construction Laborers	513	15.14%	\$38,623	Moderate-term on-the-job training
A-	47-2111	Electricians	346	3.43%	\$53,111	Long-term on-the-job training
A-	47-2073	Operating Engineers & Other Construction Equip. Operators	299	7.99%	\$46,571	Moderate-term on-the-job training
A-	47-2152	Plumbers, Pipefitters, & Steamfitters	263	5.58%	\$54,237	Long-term on-the-job training
A-	47-2132	Insulation Workers, Mechanical	43	8.82%	\$52,944	Moderate-term on-the-job training
Business Services						
A-	13-1023	Purchasing Agents	191	8.81%	\$52,686	Long-term on-the-job training
A-	13-1041	Compliance Officers	135	10.83%	\$50,250	Long-term on-the-job training
B+	23-2011	Paralegals & Legal Assistants	99	13.57%	\$44,075	Associate degree
B+	43-6012	Legal Secretaries	75	8.90%	\$37,155	Associate degree
Energy						
A-	51-8013	Power Plant Operators	63	10.79%	\$49,533	Long-term on-the-job training

Source: Long-term Occupational Projections, 2008-2018, Central Workforce Investment Area

In-Demand Occupational Pathways - 2018 - Kansas City Region

Career Grade	SOC	Occupation	Total Openings	% Change	Average Wage	Education/Training
Healthcare						
A	29-1111	Registered Nurses	3,258	10.77%	\$56,667	Associate degree
B+	29-1126	Respiratory Therapists	158	11.19%	\$46,832	Associate degree
A-	29-2021	Dental Hygienists	129	8.84%	\$62,997	Associate degree
B+	29-2055	Surgical Technologists	126	13.07%	\$37,052	Postsecondary vocational award
B+	49-9062	Medical Equipment Repairers	97	22.11%	\$42,874	Associate degree
Information Technology						
A-	15-1041	Computer Support Specialists	1,175	12.77%	\$43,139	Associate degree
B+	15-1099	Computer Specialists, All Other	336	4.50%	\$74,506	Associate degree
Construction						
A-	47-2031	Carpenters	1,171	9.22%	\$45,746	Long-term on-the-job training
A-	47-2061	Construction Laborers	1,071	18.25%	\$38,623	Moderate-term on-the-job training
A-	47-2111	Electricians	805	6.91%	\$53,111	Long-term on-the-job training
A	47-2152	Plumbers, Pipefitters, and Steamfitters	632	11.13%	\$54,237	Long-term on-the-job training
A-	47-2073	Operating Engineers and Other Construction Equip. Operators	441	9.50%	\$46,571	Moderate-term on-the-job training
A-	49-9021	HVAC Mechanics and Installers	412	24.34%	\$40,878	Long-term on-the-job training
Business Services						
A-	13-1023	Purchasing Agents	388	8.18%	\$52,686	Long-term on-the-job training
A-	23-2011	Paralegals and Legal Assistants	377	15.53%	\$44,075	Associate degree
B+	43-6012	Legal Secretaries	319	12.57%	\$37,155	Associate degree
A-	13-1041	Compliance Officers	245	10.76%	\$50,250	Long-term on-the-job training
B+	27-1025	Interior Designers	172	12.63%	\$44,330	Associate degree
Energy						
B+	49-2022	Telecommunications Equipment Installers and Repairers	238	3.44%	\$51,877	Postsecondary vocational award
Industrial & Engineering Technology						
B+	17-3022	Civil Engineering Technicians	143	0.11828	42658	Associate degree

Source: Long-term Occupational Projections, 2008-2018, Kansas City Workforce Investment Region

In-Demand Occupational Pathways - 2018 - St. Louis Region

Career Grade	SOC	Occupation	Total Openings	% Change	Average Wage	Education/Training
Healthcare						
A	29-1111	Registered Nurses	6,932	12.34%	\$56,667	Associate degree
A-	29-2061	Licensed Practical and Licensed Vocational Nurses	2,917	11.44%	\$34,178	Postsecondary vocational award
B+	29-2034	Radiologic Technologists and Technicians	400	4.56%	\$47,955	Associate degree
A-	29-1126	Respiratory Therapists	330	12.29%	\$46,832	Associate degree
A-	29-2021	Dental Hygienists	316	11.82%	\$62,997	Associate degree
B+	29-2055	Surgical Technologists	263	13.14%	\$37,052	Postsecondary vocational award
B+	31-2021	Physical Therapist Assistants	172	14.82%	\$43,617	Associate degree
Information Technology						
B+	15-1041	Computer Support Specialists	1,892	4.91%	\$43,139	Associate degree
B+	15-1099	Computer Specialists, All Other	457	6.52%	\$74,506	Associate degree
Construction						
A-	47-2061	Construction Laborers	1,696	11.84%	\$38,623	Moderate-term on-the-job training
A-	47-2152	Plumbers, Pipefitters, and Steamfitters	952	3.21%	\$54,237	Long-term on-the-job training
A	47-2073	Operating Engineers and Other Construction Equip.Operators	783	6.88%	\$46,571	Moderate-term on-the-job training
Business Services						
A-	13-1031	Claims Adjusters, Examiners, and Investigators	821	1.96%	\$55,253	Long-term on-the-job training
A	13-1023	Purchasing Agents	759	6.86%	\$52,686	Long-term on-the-job training
A-	41-9022	Real Estate Sales Agents	550	11.34%	\$46,811	Postsecondary vocational award
A-	13-1041	Compliance Officers	517	19.44%	\$50,250	Long-term on-the-job training
B+	23-2011	Paralegals and Legal Assistants	439	7.98%	\$44,075	Associate degree
B+	27-2022	Coaches and Scouts	375	28.39%	\$37,362	Long-term on-the-job training

Source: Long-term Occupational Projections, 2008-2018, St. Louis Workforce Investment Region

In-Demand Occupational Pathways - 2018 - West Central Area

Career Grade	SOC	Occupation	Total Openings	% Change	Average Wage	Education/Training
Healthcare						
A+	29-1111	Registered Nurses	713	20.53%	\$56,667	Associate degree
A-	29-2041	Emergency Medical Technicians and Paramedics	89	10.95%	\$33,392	Postsecondary vocational award
A-	29-2034	Radiologic Technologists and Technicians	45	15.23%	\$47,955	Associate degree
B+	29-2071	Medical Records and Health Information Technicians	45	13.43%	\$30,663	Associate degree
B+	31-9091	Dental Assistants	44	22.43%	\$33,100	Moderate-term on-the-job training
A-	29-1126	Respiratory Therapists	34	23.46%	\$46,832	Associate degree
B+	29-2012	Medical and Clinical Laboratory Technicians	27	9.68%	\$32,580	Associate degree
Information Technology						
B+	15-1041	Computer Support Specialists	99	7.94%	\$43,139	Associate degree
Construction						
A-	47-2031	Carpenters	172	3.77%	\$45,746	Long-term on-the-job training
A-	47-2111	Electricians	91	0.82%	\$53,111	Long-term on-the-job training
A-	47-2073	Operating Engineers and Other Construction Equip. Operators	70	5.08%	\$46,571	Moderate-term on-the-job training
Business Services						
A-	43-4051	Customer Service Representatives	442	13.86%	\$30,986	Moderate-term on-the-job training
B+	43-3031	Bookkeeping, Accounting, and Auditing Clerks	178	3.37%	\$31,496	Moderate-term on-the-job training
B+	13-1023	Purchasing Agents	42	2.03%	\$52,686	Long-term on-the-job training
B+	41-9022	Real Estate Sales Agents	39	5.56%	\$46,811	Postsecondary vocational award
A-	13-1041	Compliance Officers	28	10.77%	\$50,250	Long-term on-the-job training
B+	27-2022	Coaches and Scouts	27	13.25%	\$37,362	Long-term on-the-job training
Transportation						
A-	53-3032	Truck Drivers, Heavy and Tractor-Trailer	394	9.22%	\$38,108	Moderate-term on-the-job training
A-	33-3051	Police and Sheriff's Patrol Officers	202	10.91%	\$41,148	Long-term on-the-job training
A-	33-2011	Fire Fighters	108	11.24%	\$43,777	Long-term on-the-job training

Source: Long-term Occupational Projections, 2008-2018, West Central Workforce Investment Region

In-Demand Occupational Pathways - 2018 - Northeast Region

Career Grade	SOC	Occupation	Total Openings	% Change	Average Wage	Education/Training
Healthcare						
A	29-1111	Registered Nurses	418	12.34%	\$56,667	Associate degree
A-	29-2061	Licensed Practical and Licensed Vocational Nurses	287	14.08%	\$34,178	Postsecondary vocational award
B+	29-2041	Emergency Medical Technicians and Paramedics	68	2.71%	\$33,392	Postsecondary vocational award
B+	31-9091	Dental Assistants	43	17.65%	\$33,100	Moderate-term on-the-job training
Information Technology						
B+	15-1041	Computer Support Specialists	90	6.02%	\$43,139	Associate degree
Construction						
A-	47-2031	Carpenters	192	4.86%	\$45,746	Long-term on-the-job training
B+	47-2061	Construction Laborers	137	8.84%	\$38,623	Moderate-term on-the-job training
A-	47-2111	Electricians	113	5.54%	\$53,111	Long-term on-the-job training
A-	47-2073	Operating Engineers and Other Construction Equip.Operators	98	5.56%	\$46,571	Moderate-term on-the-job training
A-	47-2152	Plumbers, Pipefitters, and Steamfitters	85	8.42%	\$54,237	Long-term on-the-job training
B+	49-9021	HVAC Mechanics and Installers	52	22.06%	\$40,878	Long-term on-the-job training
Business Services						
A-	43-4051	Customer Service Representatives	459	15.91%	\$30,986	Moderate-term on-the-job training
B+	43-3031	Bookkeeping, Accounting, and Auditing Clerks	197	5.39%	\$31,496	Moderate-term on-the-job training
B+	13-1023	Purchasing Agents, Except Wholesale, Retail, and Farm Produc	55	8.13%	\$52,686	Long-term on-the-job training
Transportation and Repair						
A-	53-3032	Truck Drivers, Heavy and Tractor-Trailer	569	10.88%	\$38,108	Moderate-term on-the-job training
B+	49-9042	Maintenance and Repair Workers, General	216	5.25%	\$34,274	Moderate-term on-the-job training
B+	49-3023	Automotive Service Technicians and Mechanics	152	2.56%	\$34,904	Postsecondary vocational award
B+	49-9041	Industrial Machinery Mechanics	56	14.29%	\$43,547	Long-term on-the-job training
Government and Law						
B+	33-3051	Police and Sheriff's Patrol Officers	187	4.55%	\$41,148	Long-term on-the-job training
B+	33-2011	Fire Fighters	102	4.08%	\$43,777	Long-term on-the-job training

Source: Long-term Occupational Projections, 2008-2018, Northeast Workforce Investment Area

In-Demand Occupational Pathways - 2018 - Northwest Region

Career Grade	SOC	Occupation	Total Openings	% Change	Average Wage	Education/Training
Healthcare						
A+	29-1111	Registered Nurses	679	13.92%	\$56,667	Associate degree
A-	29-2061	Licensed Practical and Licensed Vocational Nurses	326	10.68%	\$34,178	Postsecondary vocational award
B+	29-2041	Emergency Medical Technicians and Paramedics	76	4.58%	\$33,392	Postsecondary vocational award
Information Technology						
B+	15-1041	Computer Support Specialists	115	6.53%	\$43,139	Associate degree
Construction						
A-	47-2031	Carpenters	200	6.25%	\$45,746	Long-term on-the-job training
A-	47-2061	Construction Laborers	170	14.27%	\$38,623	Moderate-term on-the-job training
A-	47-2111	Electricians	125	6.95%	\$53,111	Long-term on-the-job training
A	47-2073	Operating Engineers and Other Construction Equip.Operators	92	9.17%	\$46,571	Moderate-term on-the-job training
A	47-2152	Plumbers, Pipefitters, and Steamfitters	88	10.42%	\$54,237	Long-term on-the-job training
B+	49-9021	HVAC Mechanics and Installers	58	24.31%	\$40,878	Long-term on-the-job training
Business Services						
A-	43-4051	Customer Service Representatives	612	14.26%	\$30,986	Moderate-term on-the-job training
B+	43-3031	Bookkeeping, Accounting, and Auditing Clerks	222	4.35%	\$31,496	Moderate-term on-the-job training
A	13-1023	Purchasing Agents, Except Wholesale, Retail, and Farm Produc	72	11.64%	\$52,686	Long-term on-the-job training
Transportation and Repair						
A-	53-3032	Truck Drivers, Heavy and Tractor-Trailer	416	9.47%	\$38,108	Moderate-term on-the-job training
B+	49-9042	Maintenance and Repair Workers, General	250	4.77%	\$34,274	Moderate-term on-the-job training
A-	49-3023	Automotive Service Technicians and Mechanics	202	8.46%	\$34,904	Postsecondary vocational award
A-	51-9023	Mixing and Blending Machine Setters, Operators, and Tenders	139	18.37%	\$35,133	Moderate-term on-the-job training
A-	49-9041	Industrial Machinery Mechanics	98	10.00%	\$43,547	Long-term on-the-job training
Government and Law						
B+	33-3051	Police and Sheriff's Patrol Officers	176	5.50%	\$41,148	Long-term on-the-job training
B+	33-2011	Fire Fighters	96	5.70%	\$43,777	Long-term on-the-job training

Source: Long-term Occupational Projections, 2008-2018, Northwest Workforce Investment Area

In-Demand Occupational Pathways - 2018 -Ozark Region

Career Grade	SOC	Occupation	Total Openings	% Change	Average Wage	Education/Training
Healthcare						
A+	29-1111	Registered Nurses	2,983	31.82%	\$56,667	Associate degree
A-	29-2061	Licensed Practical and Licensed Vocational Nurses	915	23.14%	\$34,178	Postsecondary vocational award
A-	29-2041	Emergency Medical Technicians and Paramedics	259	20.28%	\$33,392	Postsecondary vocational award
A-	31-9091	Dental Assistants	230	29.68%	\$33,100	Moderate-term on-the-job training
A	29-2034	Radiologic Technologists and Technicians	216	23.76%	\$47,955	Associate degree
A-	29-1126	Respiratory Therapists	159	35.12%	\$46,832	Associate degree
Information Technology						
B+	15-1041	Computer Support Specialists	353	11.27%	\$43,139	Associate degree
Construction						
A-	47-2061	Construction Laborers	427	15.62%	\$38,623	Moderate-term on-the-job training
A	47-2111	Electricians	417	14.44%	\$53,111	Long-term on-the-job training
A	47-2152	Plumbers, Pipefitters, and Steamfitters	323	18.13%	\$54,237	Long-term on-the-job training
A	47-2073	Operating Engineers and Other Construction Equip.Operators	226	18.37%	\$46,571	Moderate-term on-the-job training
A-	49-9021	HVAC Mechanics and Installers	217	31.79%	\$40,878	Long-term on-the-job training
Business Services						
B+	43-3031	Bookkeeping, Accounting, and Auditing Clerks	653	8.16%	\$31,496	Moderate-term on-the-job training
B+	13-1031	Claims Adjusters, Examiners, and Investigators	180	9.20%	\$55,253	Long-term on-the-job training
B+	41-9022	Real Estate Sales Agents	159	7.76%	\$46,811	Postsecondary vocational award
Transportation and Repair						
B+	53-3032	Truck Drivers, Heavy and Tractor-Trailer	1,457	9.26%	\$38,108	Moderate-term on-the-job training
B+	49-9042	Maintenance and Repair Workers, General	674	9.60%	\$34,274	Moderate-term on-the-job training
Government and Law						
A-	33-3051	Police and Sheriff's Patrol Officers	421	24.70%	\$41,148	Long-term on-the-job training
A-	33-2011	Fire Fighters	223	25.00%	\$43,777	Long-term on-the-job training
Energy						
A-	49-2022	Telecommunications Equipment Installers and Repairers, Exce	169	21.96%	\$51,877	Postsecondary vocational award

Source: Long-term Occupational Projections, 2008-2018, Ozark Workforce Investment Area

In-Demand Occupational Pathways - 2018 -South Central Region

Career Grade	SOC	Occupation	Total Openings	% Change	Average Wage	Education/Training
Healthcare						
A+	29-1111	Registered Nurses	592	28.68%	\$56,667	Associate degree
A-	29-2061	Licensed Practical and Licensed Vocational Nurses	260	17.13%	\$34,178	Postsecondary vocational award
A-	31-9091	Dental Assistants	80	36.55%	\$33,100	Moderate-term on-the-job training
A-	29-2034	Radiologic Technologists and Technicians	45	26.61%	\$47,955	Associate degree
B+	29-2071	Medical Records and Health Information Technicians	45	23.08%	\$30,663	Associate degree
Information Technology						
A-	15-1041	Computer Support Specialists	77	11.17%	\$43,139	Associate degree
Construction						
A-	47-2031	Carpenters	125	3.95%	\$45,746	Long-term on-the-job training
A-	47-2061	Construction Laborers	88	11.00%	\$38,623	Moderate-term on-the-job training
A	47-2073	Operating Engineers and Other Construction Equip. Operators	65	10.64%	\$46,571	Moderate-term on-the-job training
A-	47-2111	Electricians	61	8.56%	\$53,111	Long-term on-the-job training
B+	49-9051	Electrical Power-Line Installers and Repairers	44	6.67%	\$53,746	Long-term on-the-job training
B+	47-2152	Plumbers, Pipefitters, and Steamfitters	43	7.79%	\$54,237	Long-term on-the-job training
Business Services						
A-	43-4051	Customer Service Representatives	375	18.30%	\$30,986	Moderate-term on-the-job training
B+	43-3031	Bookkeeping, Accounting, and Auditing Clerks	150	6.20%	\$31,496	Moderate-term on-the-job training
A-	13-1023	Purchasing Agents	54	10.14%	\$52,686	Long-term on-the-job training
Transportation and Repair						
B+	53-3032	Truck Drivers, Heavy and Tractor-Trailer	338	9.71%	\$38,108	Moderate-term on-the-job training
B+	49-9042	Maintenance and Repair Workers, General	150	5.39%	\$34,274	Moderate-term on-the-job training
B+	49-3023	Automotive Service Technicians and Mechanics	122	3.75%	\$34,904	Postsecondary vocational award
Government and Law						
B+	33-3051	Police and Sheriff's Patrol Officers	106	7.19%	\$41,148	Long-term on-the-job training
B+	29-2041	Emergency Medical Technicians and Paramedics	55	9.84%	\$33,392	Postsecondary vocational award
B+	33-2011	Fire Fighters	54	6.08%	\$43,777	Long-term on-the-job training

Source: Long-term Occupational Projections, 2008-2018, South Central Workforce Investment Area

In-Demand Occupational Pathways - 2018 -Southeast Region

Career Grade	SOC	Occupation	Total Openings	% Change	Average Wage	Education/Training
Healthcare						
A	29-1111	Registered Nurses	1,237	15.43%	\$56,667	Associate degree
A-	29-2061	Licensed Practical and Licensed Vocational Nurses	503	10.35%	\$34,178	Postsecondary vocational award
Information Technology						
B+	15-1041	Computer Support Specialists	141	5.39%	\$43,139	Associate degree
Construction						
A-	47-2031	Carpenters	314	5.91%	\$45,746	Long-term on-the-job training
A-	47-2061	Construction Laborers	301	15.37%	\$38,623	Moderate-term on-the-job training
A	47-2073	Operating Engineers and Other Construction Equipment Opera	219	13.90%	\$46,571	Moderate-term on-the-job training
A	47-2111	Electricians	219	10.41%	\$53,111	Long-term on-the-job training
A	47-2152	Plumbers, Pipefitters, and Steamfitters	168	15.95%	\$54,237	Long-term on-the-job training
A-	47-2051	Cement Masons and Concrete Finishers	107	10.23%	\$38,762	Moderate-term on-the-job training
A-	49-9021	Heating, Air Conditioning, and Refrigeration Mechanics and In:	107	31.42%	\$40,878	Long-term on-the-job training
A-	49-9051	Electrical Power-Line Installers and Repairers	99	12.62%	\$53,746	Long-term on-the-job training
A-	53-7032	Excavating and Loading Machine and Dragline Operators	79	9.85%	\$50,681	Moderate-term on-the-job training
A-	47-2021	Brickmasons and Blockmasons	67	9.33%	\$53,998	Long-term on-the-job training
Business Services						
A-	43-4051	Customer Service Representatives	806	13.66%	\$30,986	Moderate-term on-the-job training
B+	43-3031	Bookkeeping, Accounting, and Auditing Clerks	308	4.58%	\$31,496	Moderate-term on-the-job training
Transportation and Repair						
B+	53-3032	Truck Drivers, Heavy and Tractor-Trailer	877	6.25%	\$38,108	Moderate-term on-the-job training
B+	49-9042	Maintenance and Repair Workers, General	325	3.71%	\$34,274	Moderate-term on-the-job training
B+	49-3023	Automotive Service Technicians and Mechanics	230	3.89%	\$34,904	Postsecondary vocational award
Government and Law						
B+	33-3051	Police and Sheriff's Patrol Officers	200	5.66%	\$41,148	Long-term on-the-job training
B+	33-2011	Fire Fighters	108	5.76%	\$43,777	Long-term on-the-job training
Industrial & Engineering Technology						
A-	49-9041	Industrial Machinery Mechanics	109	13.03%	\$43,547	Long-term on-the-job training

Source: Long-term Occupational Projections, 2008-2018, Southeast Workforce Investment Area

In-Demand Occupational Pathways - 2018 -Southwest Region

Career Grade	SOC	Occupation	Total Openings	% Change	Average Wage	Education/Training
Healthcare						
A	29-1111	Registered Nurses	756	13.31%	\$56,667	Associate degree
A-	29-2061	Licensed Practical and Licensed Vocational Nurses	296	9.87%	\$34,178	Postsecondary vocational award
A-	29-1126	Respiratory Therapists	38	13.45%	\$46,832	Associate degree
Information Technology						
B+	15-1041	Computer Support Specialists	125	4.36%	\$43,139	Associate degree
Construction						
A-	47-2031	Carpenters	273	6.12%	\$45,746	Long-term on-the-job training
A-	47-2061	Construction Laborers	179	13.88%	\$38,623	Moderate-term on-the-job training
A	47-2111	Electricians	175	11.98%	\$53,111	Long-term on-the-job training
A	47-2152	Plumbers, Pipefitters, and Steamfitters	123	14.86%	\$54,237	Long-term on-the-job training
A	47-2073	Operating Engineers and Other Construction Equipment Opera	84	10.13%	\$46,571	Moderate-term on-the-job training
A-	47-2021	Brickmasons and Blockmasons	50	7.89%	\$53,998	Long-term on-the-job training
Business Services						
A-	43-4051	Customer Service Representatives	694	13.27%	\$30,986	Moderate-term on-the-job training
B+	43-3031	Bookkeeping, Accounting, and Auditing Clerks	259	4.45%	\$31,496	Moderate-term on-the-job training
A	13-1023	Purchasing Agents, Except Wholesale, Retail, and Farm Produc	87	8.43%	\$52,686	Long-term on-the-job training
A-	13-1041	Compliance Officers, Except Agriculture, Construction, Health &	37	22.52%	\$50,250	Long-term on-the-job training
Transportation and Repair						
A-	53-3032	Truck Drivers, Heavy and Tractor-Trailer	1,575	10.77%	\$38,108	Moderate-term on-the-job training
B+	49-9042	Maintenance and Repair Workers, General	273	3.89%	\$34,274	Moderate-term on-the-job training
B+	49-3023	Automotive Service Technicians and Mechanics	227	4.58%	\$34,904	Postsecondary vocational award
Industrial & Engineering Technology						
A-	51-9023	Mixing and Blending Machine Setters, Operators, and Tenders	149	15.54%	\$35,133	Moderate-term on-the-job training
A-	49-9041	Industrial Machinery Mechanics	130	11.94%	\$43,547	Long-term on-the-job training

Source: Long-term Occupational Projections, 2008-2018, Southwest Workforce Investment Area