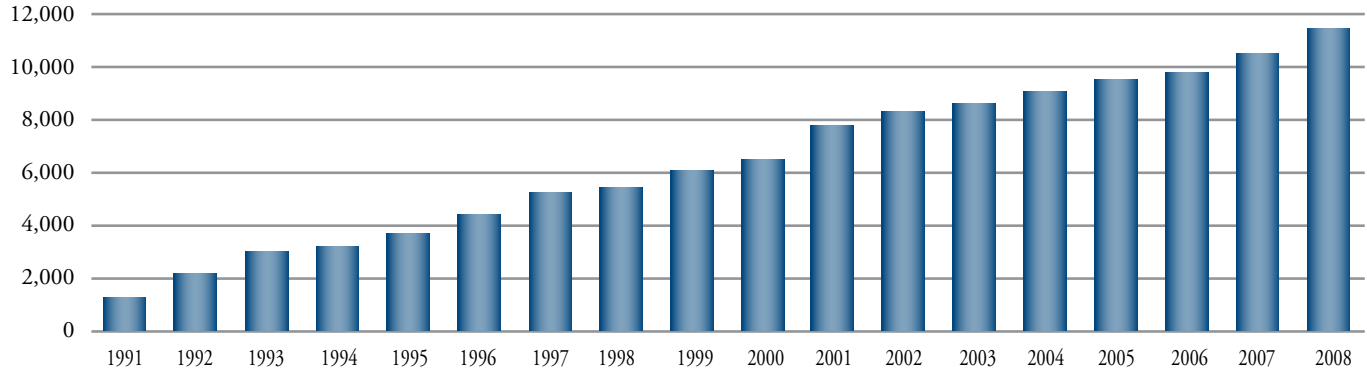


FALL 2008 FACT SHEET

Fall Semester Student Enrollment



Fall 2008 Snap Shot

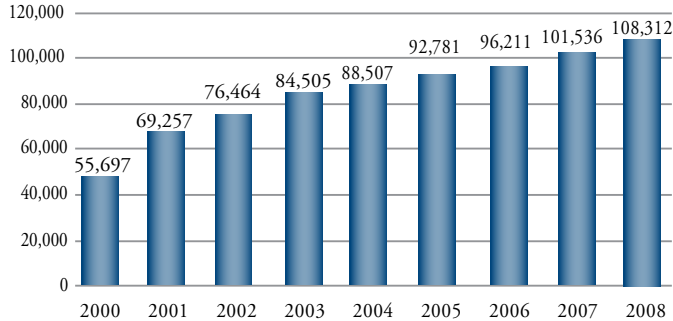
11,116	Credit Students	5,716	Part-time Enrollment
108,312	Credit Hours	5,400	Full-time Enrollment
1,793	A+ Students	6,336	Female Students
2,799	Online Students	4,780	Male Students
4,173	First-Generation College Students	24	Average Age of Full-time Students
3,191	GED Student Enrollment (Summer 2007– Spring 2008)	26	Average Age of Part-time Students
2,553	Students Enrolled in a least one Developmental Course	23	Average Age of all Students
60%	Qualify for Need-based Financial Aid		

The College also serves an additional 14,000+ non-credit students enrolled Fall 2008/Spring 2009

ENROLLMENT

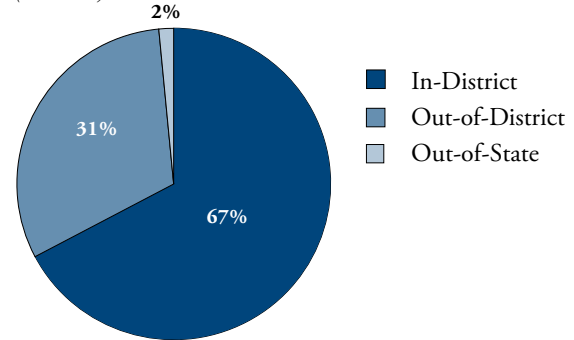
Fall Credit Hour Growth

(Fall 2000 – Fall 2008)



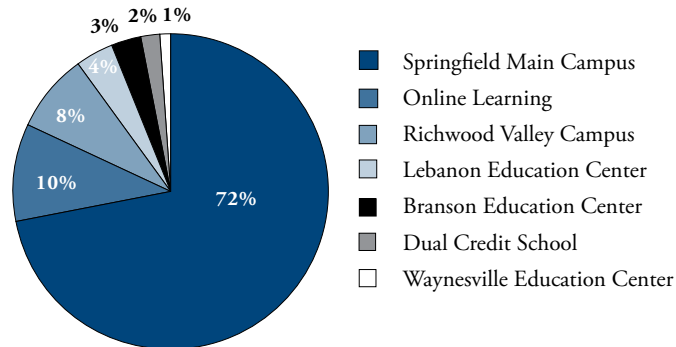
Enrollment Residency

(Fall 2008)



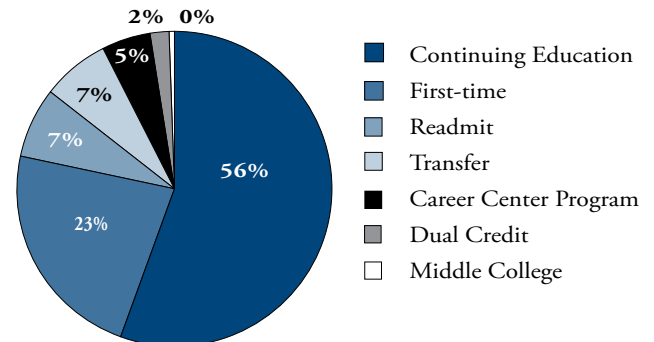
Enrollment by Educational Site

(Fall 2008)



Enrollment by Type

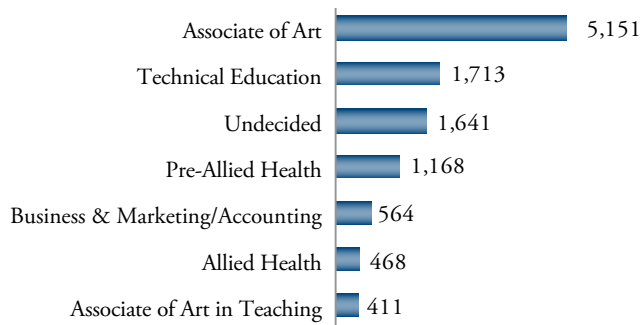
(Fall 2008)



PROGRAMS & WORKFORCE DEVELOPMENT

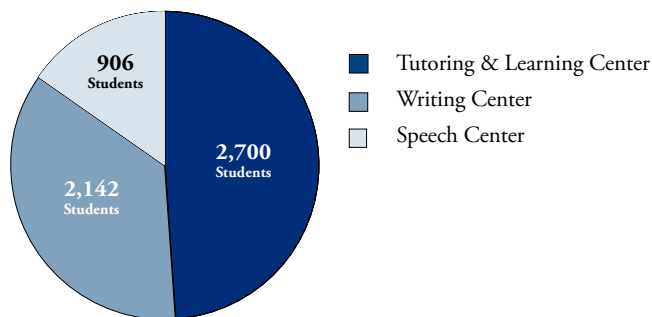
Enrollment by Program of Study

(Fall 2008)



Student Support Programs Usage

(Fall 2007 – Summer 2008)



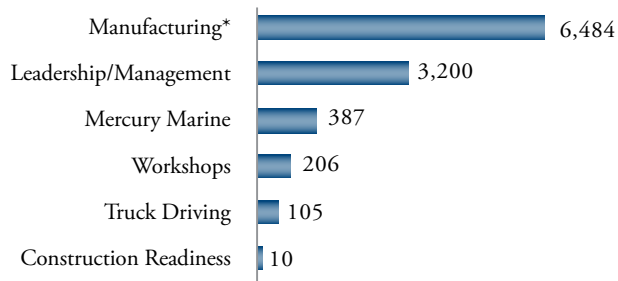
Top 10 Associate of Applied Science Programs

(Based on Fall 2008 Enrollment)

564	Business & Marketing/Accounting
182	Early Childhood Development
165	Culinary Arts
160	Graphic Design Technology
127	Networking Technology
121	Electronic Media Production
102	Automotive Technology
96	Practical Nursing
91	Drafting & Design

Workforce Development Enrollment

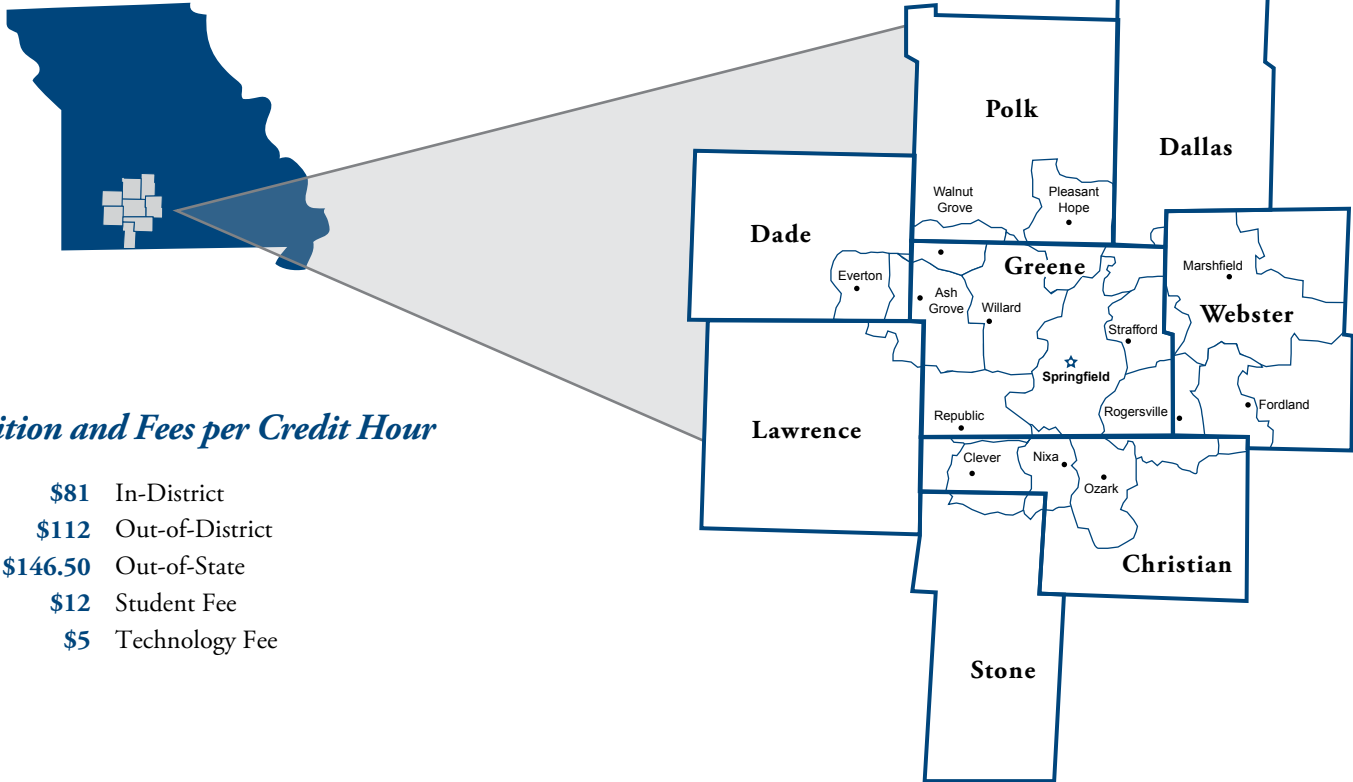
(July 2007 – June 2008)



*Includes: Welding, Forklift truck training, Lean, Quality, ISO, Computers and OSHA.

COLLEGE DISTRICT & TUITION

College District



Tuition and Fees per Credit Hour

- \$81** In-District
- \$112** Out-of-District
- \$146.50** Out-of-State
- \$12** Student Fee
- \$5** Technology Fee